



Unit 8



**IN OUR CLASSROOM**

*Lesson 3 — Period 5*





# TABLE OF CONTENTS



1. Warm-up & Review
2. Listen and repeat.
3. Circle, listen and check.
4. Let's chant.
5. Fun corner & Wrap-up





01

# Warm-up & Review





Game:

**RING THE BELL!**





Choose a, b or c. Then say.




The map is \_\_\_\_\_ the board.



a. on

b. beside

c. under





Whose \_\_\_\_\_ this? - It's Nam's.



a. glue stick

b. set square

c. pencil







Whose \_\_\_\_\_ this? - It's Bill's.



a. book


b. crayon

c. map






The photo is \_\_\_\_\_ the table.



a. in front of



b. over

c. above





NICE





**02**

**Listen and repeat.**






Listen and point.



above

The picture is above the window.





Listen and repeat.



above

The picture is above the window.





Listen and point.



beside

The map is beside the board.





Listen and point.



beside

The map is beside the board.






# Practice!!!



above  
beside

The picture is above the window.  
The map is beside the board.





NICE





03

Circle, listen and check.





Circle, listen and check!

1

a. above

b. under

c. beside

2

a. above

b. under

c. beside

3

a. behind

b. over

c. above

SWAP your BOOKS!






「Let's check!」

1

a. a'bove

b. 'under

c. be'side





Circle, listen and check!

2

a. 'over

b. 'above

c. 'under



Circle, listen and check!

3

a. be<sup>h</sup>ind

b. o<sup>v</sup>er

c. a<sup>b</sup>ove



Circle, listen and check!

1

a. above

b. under

c. beside

2

a. above

b. under

c. beside

3

a. behind

b. over

c. above



NICE



04

Let's chant.



# ★ Look and point. ★







Where is the photo?  
It's above the table.  
Where is the glue stick?  
It's beside the notebook.

Where are the pictures?  
They're above the table.  
Where are the crayons?  
They're beside the pencil case.



Listen and point.



-  Where is the photo?
-  It's above the table.
-  Where is the glue stick?
-  It's beside the notebook.



Listen and point.

Where are the pictures?

They're above the table.

Where are the crayons?

They're beside the pencil case.





Listen and repeat.



Where is the photo?

It's above the table.

Where is the glue stick?

It's beside the notebook.





Listen and repeat.



Where are the pictures?

They're above the table.

Where are the crayons.

They're beside the pencil case.



★ Sing and clap. ★






Where is the photo?  
It's above the table.  
Where is the glue stick?  
It's beside the notebook.



Where are the pictures?  
They're above the table.  
Where are the crayons?  
They're beside the pencil case.



NICE





05


Fun corner & Wrap-up




Let's play!



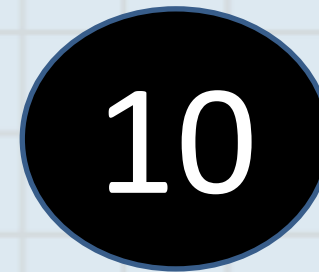


# Pictionary Game



Group 1





Group 2





The crayon is beside  
the pencil case.




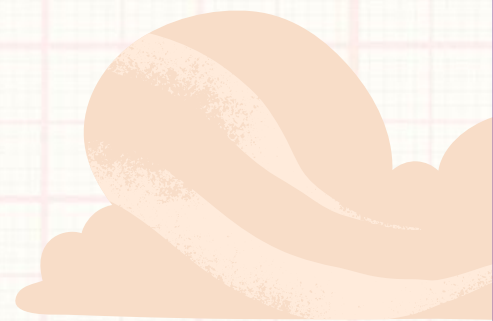


The photos are above  
the pencil case.



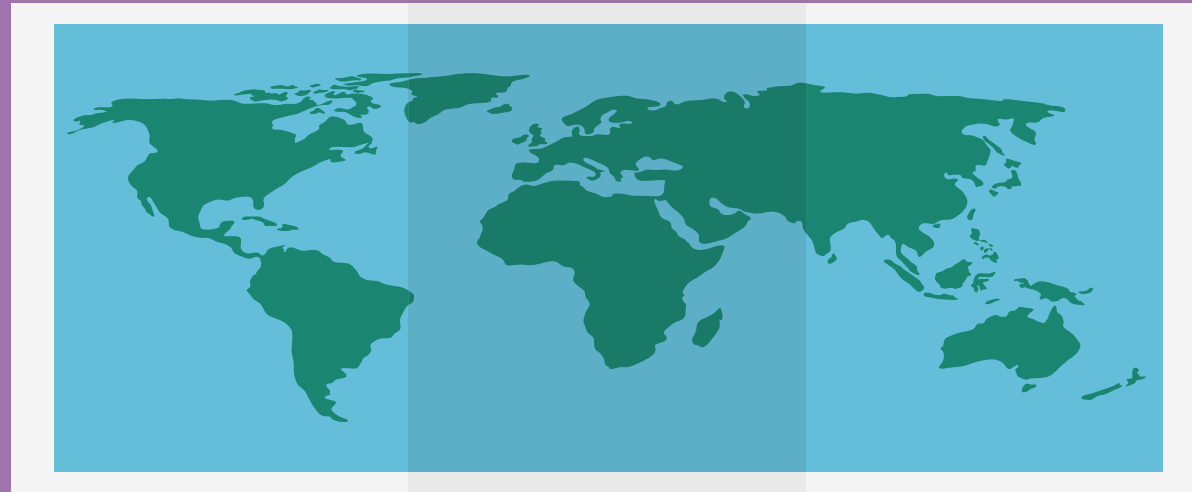

The cat is beside  
the chair.





The lamp is beside the sofa.






The map is above the bookcase.






The bike is under the tree.






The flowers are on the table.






The cat is under the box.





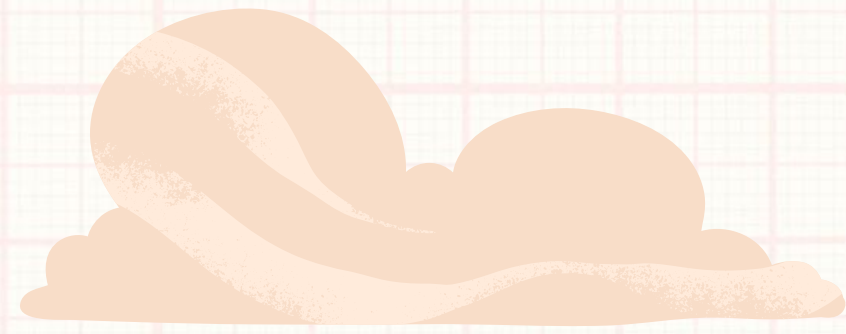
The books are in  
the school bag.





The bags are on the bed.





See you next time!

